


Safety




Switch on / off button for disconnecting the chair from the power supply in compliance with EN 60601.



Emergency foot pedal allows hands free operation in an emergency case and also prevents unintended misuse by the patient.



Equipotential bonding in compliance with EN 60601 gives patients on dialysis with catheters the necessary protection.



Easy access to all four IPX 4 protected motors and all plugs in compliance with EN 60601.



High speed shock position allows very fast reaction in case of shock and immediate initiation of emergency measures.



Newly developed construction ensures high stability in horizontal position necessary in different emergency cases.



salLine

Therapy chair

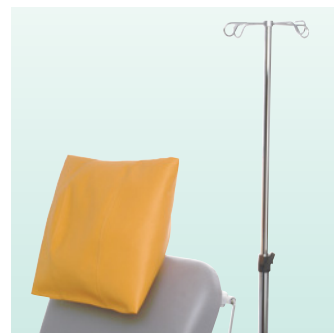


Easy to lower armrest for optimal arm support and necessary adjustment during treatment.



Removable armrests for easy access from wheel chair and better mobility of therapy chair in confined spaces.

Accessories



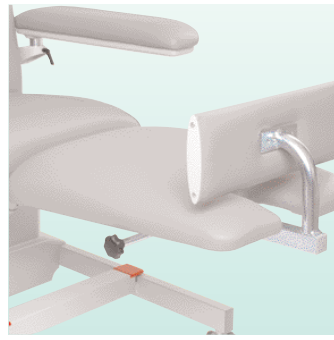
Infusion pole can be fitted to specially designed receptacle.



The optional back handle allows easy moving of the chair when pushing from behind.



Manually adjustable footrest to provide best comfort for small and tall patients.



Separately adjustable legrest for comfortable rest of the patient during treatment.



Easy to operate remote control for individual adjustment of sitting position by patient and nurse.



10 cm wheels for fast and easy moving of the chair with brake on each wheel.

Functionality



Optional plastic protectors for leg and footrest to protect most sensible parts of the chair against dirt.



A console table for blood mixing scales or other instruments can also be fitted to the chair.



Bi-colour design with modern look allows colour combination fitting to the furnishing of the working environment.



The additional reading lamp can be connected on the back handle and is switched on / off with the remote control.









A paper roll holder for a roll of 50 cm width paper can be mounted on the back handle of the chair.

Standard colour:

Chrom grey 

Special colours:

- Feuer 
- Atoll 
- Royal 
- Karneol 
- Tuerkis 
- Apricot 

Special colours for Bi-colour applications. Additional colours upon request.

UniversalLine: Functionality, safety and modern Design in daily practise

Based on a new concept of therapy chairs the Universal-Line has been developed to make the time of dialysis treatment as comfortable as possible. All necessary functions needed in daily practise are considered to give the customer the best cost - benefit ratio.

Modern design, materials of high quality and a first class finishing of upholstery, mechanical and electronic parts underline the high standard of this therapy chair. **Different colour** combinations make the chair fit perfectly into the desired environment. **Three different upholstery technologies** provide the best individual comfort for every patients need. The range of upholsteries includes standard foam, visco-elastic foam and spring core. The ergonomically shaped upholstery adapts in an optimal way to the patients body and the water resistant surfaces allow **easy cleaning**.

The **four motors** are located under the easy to remove seat for easy service of the electronic parts. The chair can be moved into all positions desired in daily practise. The armrest of the UniversalLine can be lowered, the manually adjustable footrest and a big pillow make the long term treatment more comfortable for the patient.

The UniversalLine does not only provide maximum comfort but allows nurses and physicians to **react fast in critical situations**. The stable construction of the UniversalLine provides very **high stability whilst in horizontal position**. The powerful motor system allows the **shifting to shock position at high speed**. The **activation of the shock position by foot pedal** ensures that immediate measures can be initiated without pressing the emergency button by hand first.

Taking into consideration also the need of a new generation of patients the width and length of the chair as well as the **safe maximum load of 180 kg** is designed to allow a comfortable treatment also to bigger persons. The manually **adjustable footrest** can be adjusted individually to give very small up to very tall persons a secure feeling during treatment.

The easy to lower armrest is designed to ease the access to the patient and to support the arm. The **armrest moves synchronously** when the chair position is adjusted and can be lifted upwards for better entry and exit of the chair. To facilitate getting in and out for patients in wheel chairs the **armrest can be removed**.

The big range of accessories allows to equip the UniversalLine for many different ways of use or treatments.



Technical data

Dimensions

Seat section width
Chair width, incl. arm rests
Total length
Total weight

57 cm
90 cm
215 cm
90 kg

Adjustment features

Back section
Seat section
Leg section
Foot rest
Height adjustment

78° - 0°
30° - 5°
5° - 25°
30 cm
60 cm - 80 cm

Safety

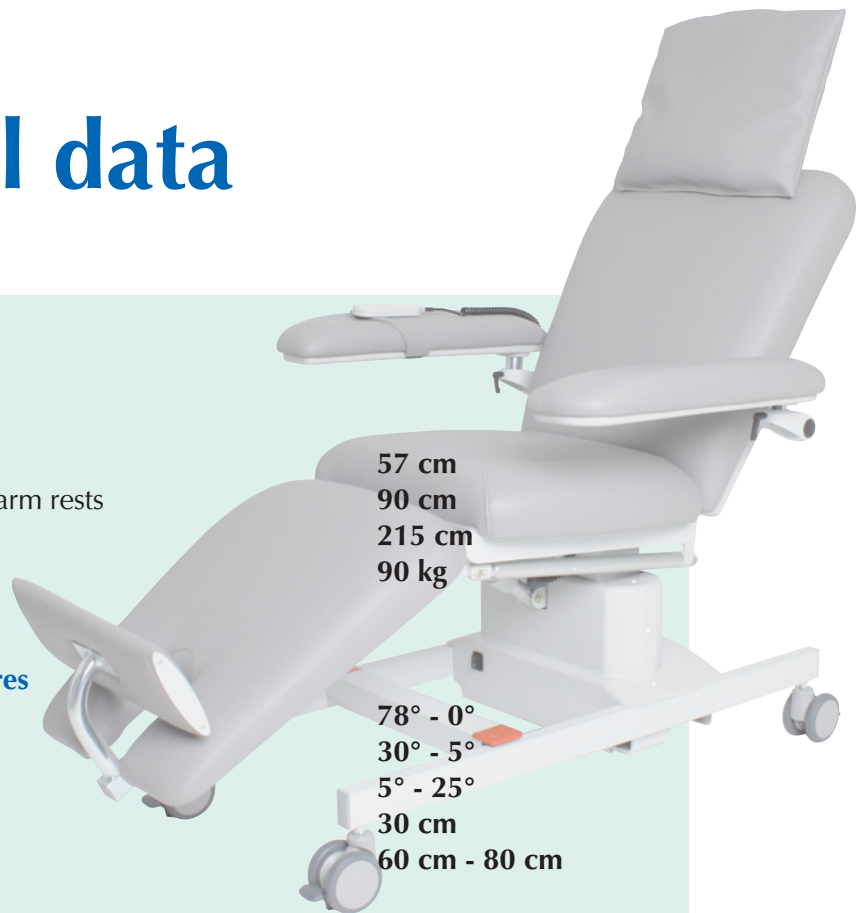
Safe maximum load
Angle of shock position
Time for shock position

180 kg
- 12°
10 sec

Electrical specifications

Power supply / voltage
on demand
Voltage
Protection class
Protection category
In compliance with
Motors

230 V/50 Hz
110 V/50 Hz
170 VA
2
IPX 4
EN 60601
4



Bionic Medizintechnik GmbH ... a JMS-corporation · Max-Planck-Straße 21 · D-61381 Friedrichsdorf/Germany
Telefon +49 (0) 61 72-7576-0 · Fax +49 (0) 61 72-7576-10 · info@bionic-jms.com · www.bionic-jms.com



UniversalLine

Therapy chair



Dialysis
Transfusion
Oncology

